

# Make Big-As-Life Board Games



# Create Life Size Games

Next time the kids say they are bored at home, challenge them to create their own life size game around the house. This is a great way for kids to be creative and work together building their own game.

All kids need is a task, some prompts and you will be amazed at what they will create. Kids will enjoy making up their own rules and twists to their game.

## Supply List:

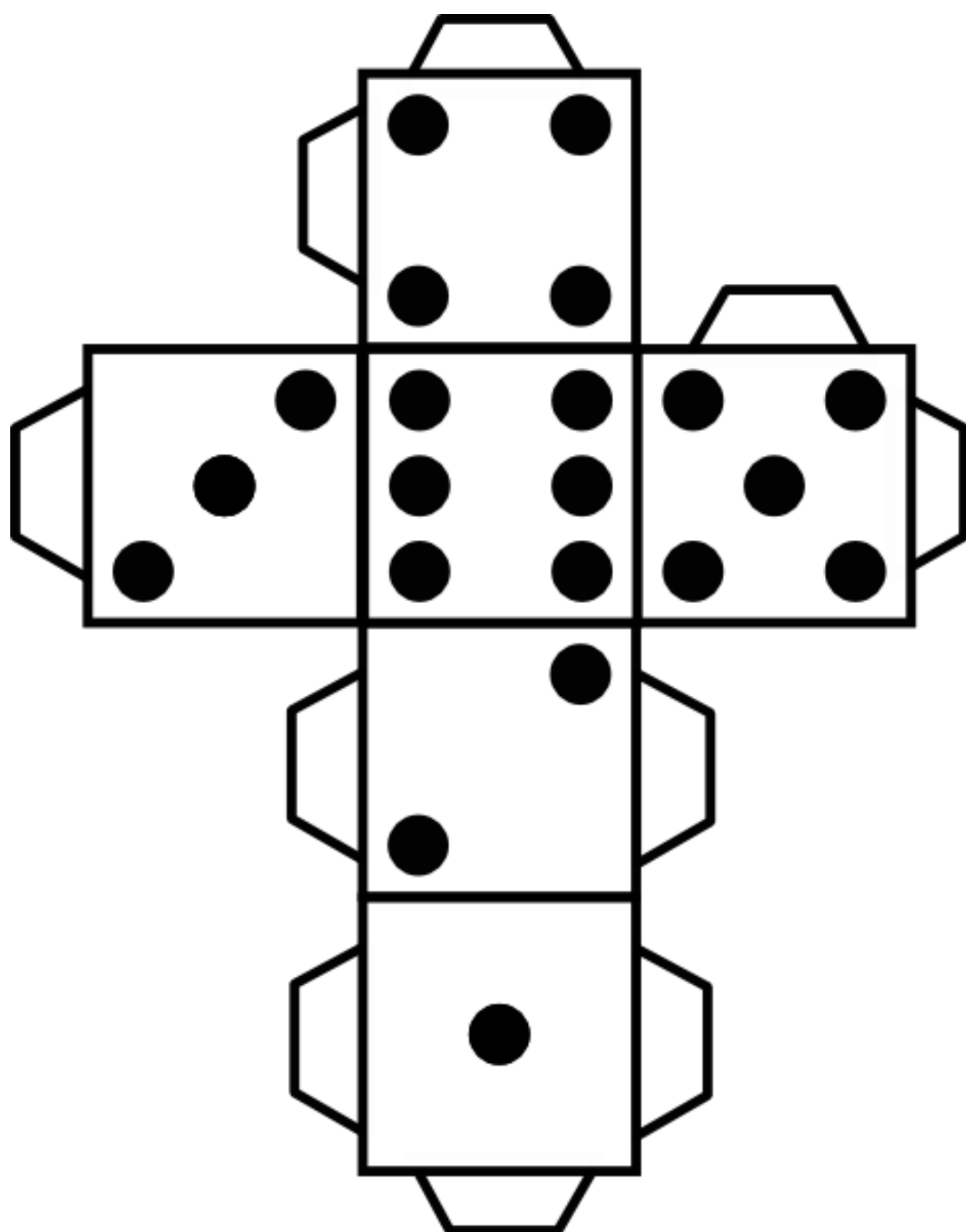
- Anything you can find around the house.
- Paper
- Pens
- Tape
- Paper plates
- Cups
- Boxes
- Scissors and glue
- and so much more...

## Ideas to SPARK your creative thinking...

- Create your own life size dice. You can use cardboard, paper and tape and pens.



Or you can print and fold your own dice out of printer paper.





- Have the spaces to your board game move all around the house.



- Make different task cards for your game. This could be a challenge card (the player must complete the challenge on the card to move on), a trivia question they must answer or they have to pick a penalty card...the possibilities are endless.



- Place different colored shapes all over the house and play your own version of hot lava.


- As your board game moves around the house, have different obstacles or games the players must compete or complete before moving on.



**Create a bowling game.**



**Plate ring toss.**




**Blow a ball through a maze or into a cup.**





**Pass through a laser maze.**



**Bounce-It challenge or cup flip tic-tac-toe game.**



**Knock It Out!**

- When the weather is nice, bring the life size games outside into your backyard or driveways.




**Life Size Checkers**



**Oversized Memory Game**




- Have fun with sidewalk chalk and paint.



- With tape create life size versions of classic games.



Pac Man



Tic-Tac-Toe



- If you are lacking space in your house, then try creating regular size board games.



**Have fun being creative with  
your games and making them  
challenging and fun!!!**

Website inspirations:

<https://www.instructables.com/>

<https://frugalfun4boys.com/>

<https://www.hellowonderful.co/>

<https://dollarstorecrafts.com/>

<https://makezine.com/>